

Biotinylated Human Transferrin R/CD71 Protein

Cat. No. TFR-HM401B

Description

Source	Recombinant Biotinylated Human Transferrin R/CD71 Protein is expressed from HEK293 with His tag and Avi tag at the N-Terminus. It contains Cys89-Phe760.
Accession	P02786
Molecular Weight	The protein has a predicted MW of 77.9 kDa. Due to glycosylation, the protein migrates to 80-85 kDa based on Bis-Tris PAGE result.
Endotoxin	Less than 1EU per μg by the LAL method.
Purity	> 95% as determined by Bis-Tris PAGE

Formulation and Storage

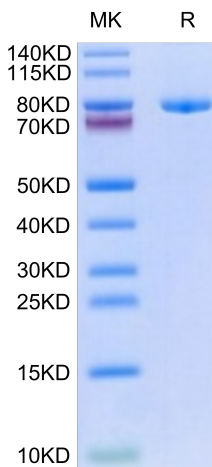
Formulation	Lyophilized from 0.22 μm filtered solution in PBS (pH 7.4). Normally 8% trehalose is added as protectant before lyophilization.
Reconstitution	Centrifuge the tube before opening. Reconstituting to a concentration more than 100 $\mu\text{g}/\text{ml}$ is recommended. Dissolve the lyophilized protein in distilled water.
Storage	-20 to -80°C for 12 months as supplied from date of receipt. -80°C for 3 months after reconstitution. Recommend to aliquot the protein into smaller quantities for optimal storage. Please minimize freeze-thaw cycles.

Background

The transferrin receptor (CD71) is known as a receptor for IgA1 on mesangial cells. The transcript and protein expression of glomerular CD71 was determined by real-time polymerase chain reaction and immunohistochemistry. Human mesangial cells (HMCs) were treated with sera from IgAN patients and expression levels of CD71 and inflammatory cytokine markers were compared according to disease status.

Assay Data

Bis-Tris PAGE

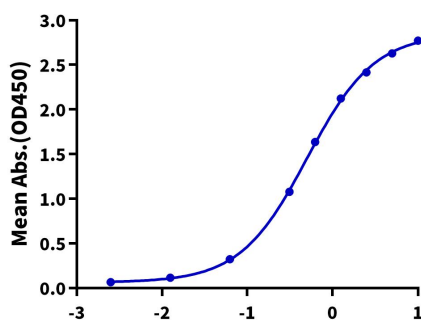


Biotinylated Human Transferrin R on Bis-Tris PAGE under reduced condition. The purity is greater than 95%.

ELISA Data

Biotinylated Human Transferrin R, His Tag ELISA

0.2 μg Human Transferrin, His Tag Per Well



Immobilized Human Transferrin, His Tag at 2 $\mu\text{g}/\text{ml}$ (100 $\mu\text{l}/\text{well}$) on the plate. Dose response curve for Biotinylated Human Transferrin R, His Tag with the EC50 of 0.50 $\mu\text{g}/\text{ml}$ determined by ELISA (QC Test).

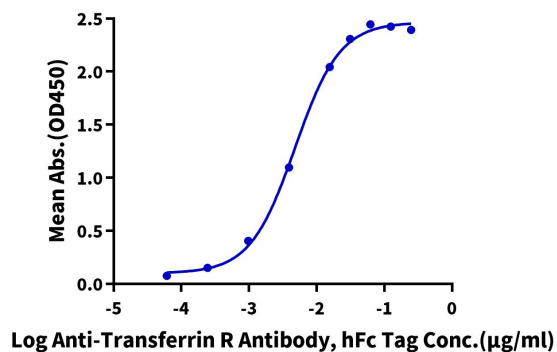
Log Biotinylated Human Transferrin R, His Tag Conc. ($\mu\text{g}/\text{ml}$)

Assay Data

ELISA Data

Biotinylated Human Transferrin R, His Tag ELISA

0.05µg Biotinylated Human Transferrin R, His Tag Per Well



Immobilized Biotinylated Human Transferrin R, His Tag at 0.5µg/ml (100µl/well) on the streptavidin precoated plate (5µg/ml). Dose response curve for Anti-Transferrin R Antibody, hFc Tag with the EC50 of 4.8ng/ml determined by ELISA.